

C BADGE PRACTICAL ASSESSMENT SHEET

NETBALL AUSTRALIA

Candidates for the 'C' badge should display a basic grasp of game management skills, umpiring techniques and practical application of the rules to penalise obvious infringements. This is an **ENTRY-LEVEL BADGE ONLY** and testers should not expect a perfect display.

To successfully pass the C Badge Practical Assessment, umpires must be rated as competent on all aspects of the assessable performance criteria. Testers only need to write a comment if the umpire has **not** achieved competency for a particular performance criteria. If the **ASSESSMENT DECISION** is **COMPETENT**, additional comments may be made in the General Comments section.

If the **ASSESSMENT DECISION** is **NOT YET COMPETENT**, the Testers need to outline the **ACTION PLAN** discussed with the umpire. The action plan statement should identify further training, development or assessment needs to assist the umpire to reach the competency standard. Completed assessment forms are to be sent to the respective Member Organisation, which will send a copy to the umpire.

KEY

SOMETIMES:

Candidate shows basic level of knowledge of rules and procedures and demonstrates ability to apply skill in obvious situations.

USUALLY:

Candidate shows intermediate level of knowledge of rules and procedures and demonstrates ability to apply skill at most times in the game context.

CONSISTENTLY:

Candidate shows advanced level of knowledge of rules, procedures, and match protocols, and demonstrates ability to apply skill to a high standard across a broad range of situations.

EXPERTLY:

Candidate shows detailed and extensive knowledge of rules, procedures, and match protocols; and applies skill to an expert level in all game situations, including complex and unorthodox scenarios.

NETBALL AUSTRALIA

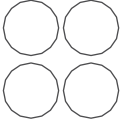
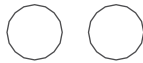

C BADGE PRACTICAL ASSESSMENT SHEET

| | | | |
|--|----------------------------|--|--|
| Name: | Association/League: | | |
| Netball learning email address: | Date: | | |
| Pre-requisites: Rules of Netball Exam Mark: | Date: | Course: Foundation Umpire Course <input type="checkbox"/> | |

| Assessable Performance Criteria | Level of Proficiency | Competent YES NO | Comments |
|---|----------------------|---|----------|
| COMMUNICATION | | | |
| Uses firm, decisive and clearly audible voice and whistle. | USUALLY | <input type="radio"/> <input type="radio"/> | |
| Uses correct terminology and hand signals to penalise infringements and manage sanctions (Free Pass, Penalty Pass) and actions (Throw In, Toss Up) | USUALLY | <input type="radio"/> <input type="radio"/> | |
| GAME MANAGEMENT | | | |
| Conducts pre-match checks and formalities effectively. | USUALLY | <input type="radio"/> <input type="radio"/> | |
| Accurately keeps centre passes and signals goals | USUALLY | <input type="radio"/> <input type="radio"/> | |
| Shows some ability to manage stoppages and other match procedures (late arrival/ failure to take the court). | SOMETIMES | <input type="radio"/> <input type="radio"/> | |
| Works well with co-umpire | SOMETIMES | <input type="radio"/> <input type="radio"/> | |
| POSITIONING, VISION AND TIMING | | | |
| Positions level with or slightly ahead of the ball on the side line; times movement to goal line in relation to play | USUALLY | <input type="radio"/> <input type="radio"/> | |
| Demonstrates re-positioning to gain a clear view of the play. | SOMETIMES | <input type="radio"/> <input type="radio"/> | |
| Uses vision to take a clear view of the court area where the ball is, and the players in the immediate vicinity | USUALLY | <input type="radio"/> <input type="radio"/> | |
| Reaction time is appropriate to game standard and is consistent throughout the court and the game | USUALLY | <input type="radio"/> <input type="radio"/> | |
| MINOR INFRINGEMENTS | | | |
| Recognise and penalise obvious infringements: <ul style="list-style-type: none"> related to playing areas related to playing the ball related to the footwork rule | USUALLY | <input type="radio"/> <input type="radio"/> | |

NETBALL AUSTRALIA

C BADGE PRACTICAL ASSESSMENT SHEET

| Assessable Performance Criteria | Level of Proficiency | Competent YES NO | Comments |
|---|--------------------------|--|----------|
| MAJOR INFRINGEMENTS | | | |
| Recognise and penalise obvious instances of obstruction: <ul style="list-style-type: none"> player in possession of the ball. player not in possession of the ball. | USUALLY SOMETIMES |  | |
| Recognise and penalise obvious instances of contact (Rule 12.2): | USUALLY |  | |
| ADVANTAGE | | | |
| Applies the advantage rule where an advantage goal is scored. | CONSISTENTLY |  | |
| GENERAL COMMENTS | | | |
| | | | |



| | Name | Email address | Badge | Endorsed Tester Y/N |
|-----------|------|---------------|-------|------------------------|
| Tester 1: | | | | |
| Tester 2: | | | | |